



INFORMATION BOOKLET AND INDEPENDENT SUMMER TASK

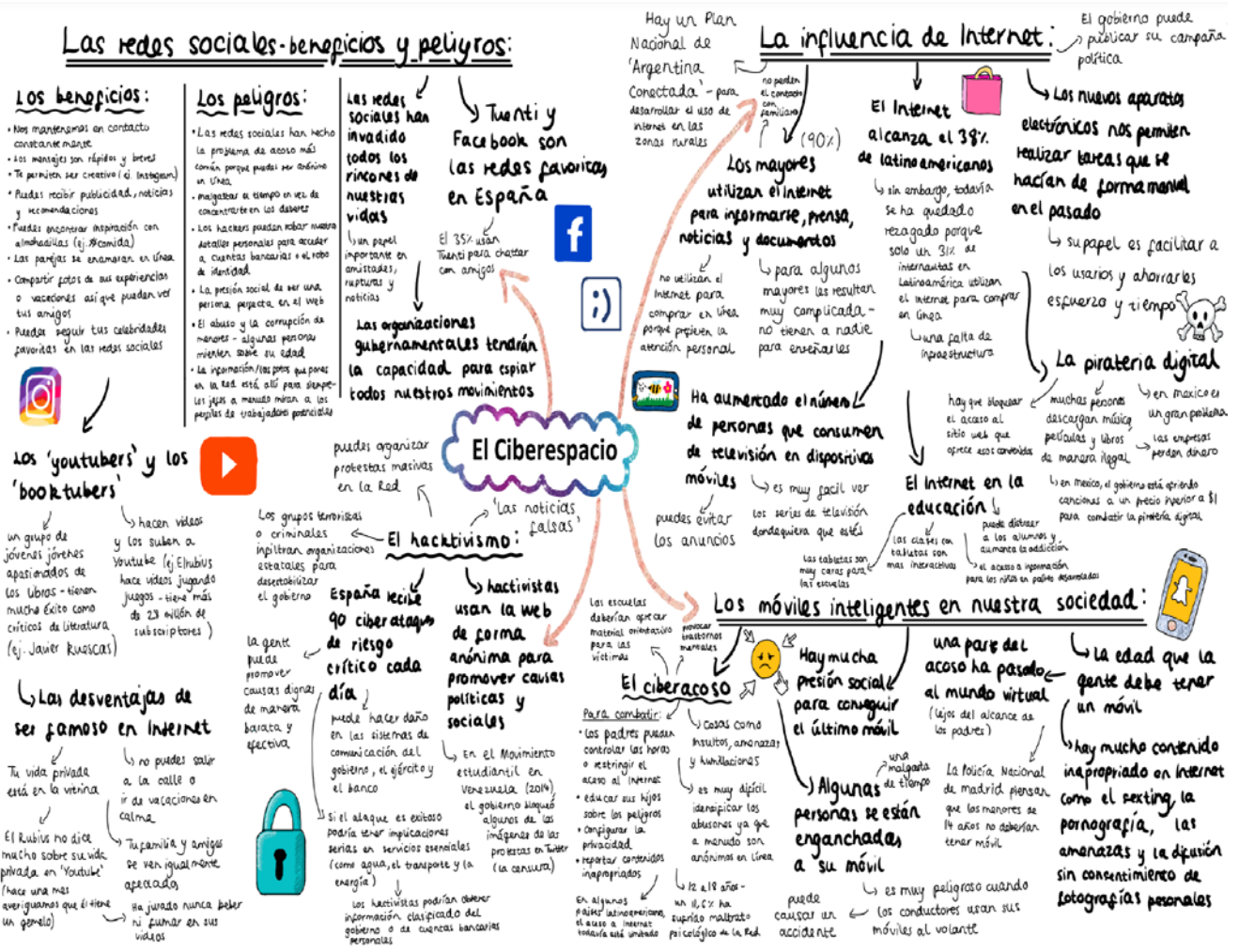
CONTENT:

- BIENVENID@S A CLASE DE ESPAÑOL EN ARDEN ACADEMY.....P.2
- OUTLINE AND CONTENT OF YOUR AS COURSE.....P.3
- EXAMS DESCRIPTION.....P.4
- MATERIAL AND RESOURCES.....P.4
- LESSONS AND LEARNING EXPECTATIONS.....P.5
- TIPS ON HOMEWORK.....P.6
- INDEPENDENT SUMMER TASK.....P.7
- KEY LANGUAGE AND ESSAY TIPS.....P.8
- KEY LANGUAGE FOR STRUCTURE.....P.9
- USEFUL WEBSITES.....P.10

BIENVENID@S A CLASE DE ESPAÑOL A ARDEN ACADEMY

First of all we are delighted to see you here today to help you make the right choices for your A-Levels. An A-level in Spanish is vital if you want to go on and study Spanish at university, but having an A-level in a language shows you as a competent linguist and is sought-after by employers in all spheres of work. It is more than just a qualification though, and we hope that it will be the catalyst for exploring the language, culture and history of the Spanish-speaking world.

Spain itself is also historically one of the most important countries in Europe, and its language, culture and society has influenced the development of other societies around the world. Latin America is now emerging as one of the global markets of the 21st century. Learning a language at A-Level helps you really become an independent, confident language speaker. It is challenging, but speaking a language at this level will be a huge asset to you in whatever path you follow. Speaking another language well is exciting and will help you see the world in a new light.



EXAMPLE OF A MIND MAP ON THE CYBERSPACE TOPIC

OUTLINE AND CONTENT OF YOUR AS COURSE

What will you be learning?

- A-level covers a wide range of interesting topics involving language, culture, history, art and politics. These varied topics will offer you the chance to learn more about Spain and Latin America as well as the Hispanic World's place in the modern world. To help further your understanding of Spain and the Spanish identity, we will be studying a classic modern film – ***El laberinto del fauno* Guillermo del Toro (2006)**– in year 12 and a classic of Spanish literature – **Federico García Lorca *La casa de Bernarda Alba***- in year 13.
- Alongside what you will learn about the country and the culture, we will be focusing on developing your language skills so you become a confident and competent language speaker. To help in this you will also have a **half-hour spoken language session with a Spanish native speaker once a week.**

Aspects of Hispanic society: current trends	
Topic objectives	
1 Los valores tradicionales y modernos	
1.1 Los cambios en la familia	Describe the various types of 21st-century Spanish family and how these differ from the family model of the past
1.2 Actitudes hacia el matrimonio y el divorcio	Understand trends in marriage and how modern and traditional values differ Understand the situation regarding divorce
1.3 La influencia de la Iglesia Católica	Understand the religious history of Spain Discuss changes in the influence of the church
2 El ciberespacio	
2.1 La influencia de Internet	Discuss the positive and/or negative influence of the Internet
2.2 Los móviles inteligentes en nuestra sociedad	Discuss the positive and/or negative effect of smartphones
2.3 Las redes sociales: beneficios y peligros	Consider the type of influence social networks have on society
3 La igualdad de los sexos	
3.1 La mujer en el mercado laboral	Discuss women in the world of work Study the role of women at home
3.2 El machismo y el feminismo	Discuss male chauvinism Look at the role of feminism
3.3 Los derechos de los gays y las personas transgénero	Understand and talk about changes to LGBT rights Discuss gay marriage in Spain and the Hispanic world

Artistic culture in the Hispanic world	
Topic objectives	
4 La influencia de los ídolos	
4.1 Cantantes y músicos	Discuss the positive and/or negative influence singers and musicians have on people
4.2 Estrellas de televisión y cine	Discuss the positive and/or negative effect TV and cinema stars have in our society
4.3 Modelos	Consider the type of influence fashion models have on young people
5 La identidad regional en España	
5.1 Tradiciones y costumbres	Describe and discuss Spanish customs and traditions
5.2 La gastronomía	Discuss similarities and differences in the gastronomy of Spain
5.3 Las lenguas	Consider the languages that are spoken in Spain and the issues surrounding them
6 El patrimonio cultural	
6.1 Sitios históricos y civilizaciones prehispánicas	Understand civilisations that contributed to the cultural heritage of Spain Discuss the pre-Columbian heritage of Latin America
6.2 Arte y arquitectura	Discuss Spanish and Latin American artists and the role of architecture in Spain
6.3 El patrimonio musical y su diversidad	Understand the diversity of Hispanic music and dance

EXAMS AND ASSESSMENTS

We will be taking all of our exams at the end of the two years, so at the end of Year 13.

These will consist of:

- **One Reading, Listening and Translation paper** covering all of the topics from the two years.

Paper 1: Listening, Reading and Writing

Duration: 2 hours 30 minutes; total raw mark: 100

- **One Written paper.** You write two essays on the film and book you have studied, as well as doing some English to Spanish translation.

Paper 2: Writing

Duration: 2 hours; total raw mark: 80

- **One Speaking exam** in which you discuss the topics you have been learning about, the *Stimulus Card*, as well as your *Independent Research Project* which you will undertake over the course of the two years.

Paper 3: Speaking



Duration: 21–23 minutes; total raw mark: 60

During Year 12 you will also have series of assessments and mock exams in order to prepare you and also ensure your progress.


MATERIAL AND RESOURCES

At Arden, we study using **AQA Textbooks**. We ask our students to purchase Year 1 book in Year 12 before starting in September. It is essential that students bring their textbook to every lesson. We have found very useful when students take notes or stick post-it notes in them. Students will also have the digital version **Kerboodle.com** and will be provided with a Username and Password at the start of the academic year.

YEAR12



YEAR 13



ORGANISING YOURSELF AND YOUR STUDY FOLDER

A well organised file is the key to success at A-Levels. If you keep organised you will have no difficulty in keeping yourself prepared for lessons and keeping up with what is expected of you. Please use a file dividers using the different topics studied.

LESSONS AND LEARNING EXPECTATIONS

What are lessons like?

In lessons you will come across a wide range of activities which will test your developing language skills. You might give presentations, take part in debates and role plays as well as more complex listening and reading texts. Often you will be looking at how issues relate to society in Spain or Latin America.

In addition to lessons you will also have **one half-hour of spoken Spanish class per week**.

In 6th form you will be taking more initiative in organising your own studies. As well as set homework you will have self-study packs which we call "**Flipped Learning**" to help you with all your language skills, to broaden your general knowledge of Political and Cultural aspects of Spain and Latin America as well as developing ways to enrich your independent learning.

Use your private study time to develop your independent study skills (not just to complete homework!). Use online resources such as Kerboodle for **explicit exam practice**, or for more general information read Spanish newspapers or blogs. Useful links can be found at the end of this document

Learning out of the classroom

At Arden, languages represent a big part of the A-Levels studied and therefore, we often invite other schools studying Languages at A-Level. We offer debates competitions, Business Language Champions and other themed days in Spanish. It has proven to enhance and supplement any thinking and speaking skills.



Film and Spanish Literature



In lessons, we will study a classic modern film –*El laberinto del fauno* Guillermo del Toro (2006)– in year 12 and a classic of Spanish literature – Federico García Lorca *La casa de Bernarda Alba*– in year 13.



We will discuss the aspects of each pieces and relate it to topics that we learn during the 2 years. This is a great way to develop oral and written structured discussions.

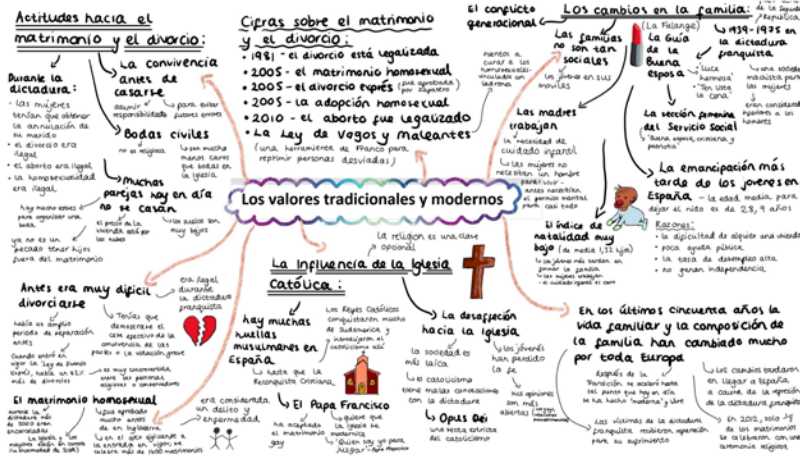
What is my Point?
Where is my Evidence?
What is my Analysis ?

Drawing conclusions from your arguments is a Key Skill for this A-Level Spanish.

TIPS ON HOMEWORK

WHAT CAN I DO TO REVISE?

- Revise key vocabulary from the topics covered throughout the year (see below) but it is also a good idea to look over GCSE vocabulary too.
- Look through previous Listening, Reading and Writing practice, especially past papers.
- Revise verbs, tenses and grammar points covered this year (see list below)
- Use your grammar notes
- Use useful revision sites (look at the sites listed at the end of this booklet)



IMPORTANT NOTE FOR HOMEWORK AND FLIPPED LEARNING

- All homework must be completed for the due date and all tasks completed/attempted.
- It must be referenced appropriately: student's name, date, chapter title/grammar point studied, page and exercise number, name of teacher concerned.
- Once **feedback** has been given from teacher, **action must be taken by students** to correct their own mistakes (this must be done in a different colour pen).
- All homework must be filed appropriately in your Spanish folder.
- **Independent learning must be completed regularly** and appropriately filed in French folder



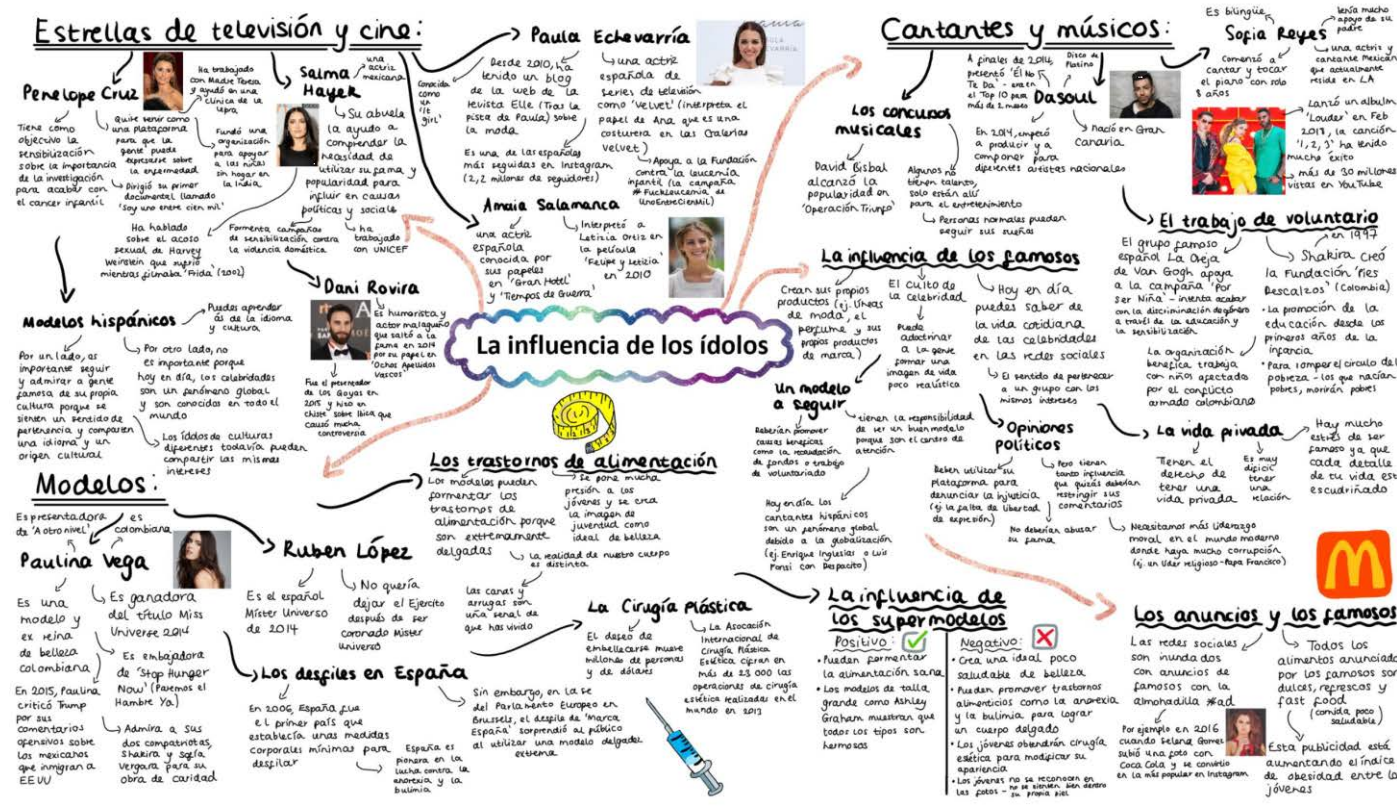
INDEPENDENT SUMMER TASK

1) Film Choices.

We are likely to be studying ***El laberinto del fauno* Guillermo del Toro (2006)**. Watch the film and try to summarise it in Spanish.

2) Write a short text (100 – 150 words) in response to the following question: "Quién es tu ídolo y qué influencia tiene sobre la sociedad?" Try to structure between positive and negative aspects of your idol's influence... Think of your use a range of different language structures. You may use some of the Key points of the Mind map provided.

3) Look at any 5 of the useful websites to prepare for the AS course in September



Key language, tips and useful websites for your summer task

ESSAY WRITING TIPS

Your essay should consist of 3 main sections:

The introduction

Put the question in context. E.g. why are people talking about this issue? Why is it important? Has a recent event made it topical? How about starting with an interesting fact or statistic?

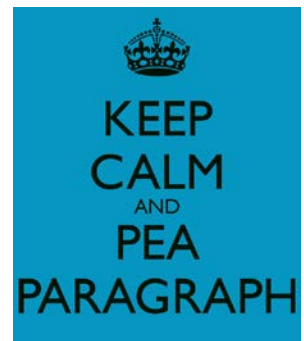
Then say what you are going to do in your essay – stick to the essay title!

The main body of the essay

Depending on the essay question, you may need to divide this section into an “arguments pro” part and “arguments cons” part. Remember, 2 or 3 arguments for each part is generally enough.

For each argument, remember, one idea per paragraph and for each paragraph:

- What is my Point?
- Where is my Evidence?
- What is my Analysis ?
- How does this answer the question?
- How can I link this to the next point?



Keep your reader with you. You are taking them for a walk - don't let them go!

The conclusion

Sum up the main points you have made throughout the essay – DON'T introduce new ideas. Give your opinion if possible. Finish, if you can, with something which could be important to your topic in the future.

KEY LANGUAGE FOR STRUCTURE

INTRODUCTORY REMARKS

Primeramente
En primer lugar
En segundo lugar
Voy a hablar de/Me gustaría hablar /analizar/
Vamos a estudiar...
El tema que he elegido es...
La pregunta que me gustaría abordar es
Lo que encuentro más interesante es....
Me gustaría examinar el tema de...
Es necesario que nos preguntemos....
Vamos a considerar dos aspectos del problema....
Para clarificar el problema vamos a observar....

Debemos considerar las ventajas y desventajas....
De todos es sabido....

First of all
First(ly)
Secondly
I am going/ we are going to talk about/
We are going to examine/ study
The theme I chose to study is...
The question I want to ask/ address is...
What I find most interesting is...
I would like to look into the topic of...
It is necessary to ask ourselves whether...
We have to consider two aspects of the problem
In order to clarify the problem, we are going to observe...
We have to weigh the pros and cons
It is well known...

PERSONAL COMMENTS

En mi opinión
En lo que a mí me concierne
Por mi parte
En mi caso
Desde mi punto de vista
Pienso que
Creo que
Encuentro que
Me parece que
Estoy segura que
Estoy convencido/a que
Yo diría que
Me inclino a creer que

In my opinion
As far as I am concerned
For my part
As for me
From my point of view
I think that
I believe that
I find (that)
It seems to me that
I am sure that
I am convinced that
I would say that
I am inclined to believe that

IMPERSONAL EXPRESSIONS

Es necesario precisar que
Es importante tener en cuenta que
Es evidente que
Es incuestionable que
Es posible distinguir
Se debe resaltar que
Sería más correcto decir que
Nos hace pensar que
Parece claro/evidente que
Basta decir que
Hoy en día hay una tendencia a decir que

It is necessary to specify that...
It is important to take into account
It is obvious that...
It is unquestionable that...
It is possible to distinguish
One must point out that...
It would be more accurate to say that...
There is ground for thinking that...
It seems clear that...
Suffice (it) to say that...
Today there is a tendency to say that...

CONTRADICTING

Pero
Sin embargo
Por el contrario
En realidad
Por un lado / por una parte
Por otro lado / por otra parte
Más que
Aunque
Incluso si
A pesar del hecho de que / a pesar de
En realidad
De hecho

But
However
On the contrary
Actually
On one hand...
On the other hand
Rather
Although
Even if/ even though
Despite the fact that
To tell the truth
In fact

CAUSE AND EFFECT RELATIONSHIPS

Por consiguiente	Consequently
Así que	Therefore
Por lo tanto	Thus
Por esta razón	For this reason
Es decir	That is to say / namely
Además	Besides
Entonces	Then
Esta es la razón por la que	That's why
Se deduce que	It can be deduced that...
Se piensa que	It can be thought that...
Se puede entender que	It can be understood that...
Podemos interpretar que	We can interpret this as...
Este estudio revela que	This study reveals that...
Este ejemplo prueba que	This example proves that...
Este párrafo nos muestra que	This passage shows that...
No hace falta decir que	It goes without saying that...

conclusion

En conclusión	In conclusion
Para resumir / para concluir	To sum up
Finalmente / para terminar /	Finally
En pocas palabras / en una palabra	In a few words / In a word
Brevemente	In short
Habiendo considerado todos los aspectos	All things considered
En conjunto	All in all
Como hemos explicado	As was explained
Como hemos dicho	As was stated
Como hemos resaltado / subrayado antes	As was pointed out earlier
Esto muestra que	This shows that
Esto demuestra que	This demonstrates that
Podemos concluir que	We can conclude that
Hemos llegado a la conclusión de que	We have reached the following conclusion that

REALLY USEFUL SPANISH WEBSITES and how to use them best!



TO WORK ON YOUR LISTENING



You should select a short audio or video clip from the Internet. Play the clip at least three times and write a brief summary in Spanish (it needn't be any longer than 50 words) with a vocabulary list of at least 10 words. These could be key words or they could be words that are new to you and had to be looked up.

It is easier to start with short news bulletins. Video clips are ideal as they are easier to understand. Start with shorter clips and then when you feel ready, you could choose a radio programme from the Radio station websites listed below.

Spanish News

www.euronews.net

Select language 'español' and then choose from a wide variety of News videos.

www.20minutos.es/

es.news.yahoo.com/

Follow the link to **Video Noticias** for three-minute news clips.

es.noticias.yahoo.com/

Spanish TV channel websites:

www.antena3tv.com

Choose from the menu for the topic area you are interested in and then browse for video clips:

www.antena3videos.com/

www.mitele.es

All spanish channels on demand.

For news, browse for videos at:

www.informativos.telecinco.es/

www.canalsur.es

Click on the link to TV "en directo" (live) and you will be able to watch the channel on streaming video.

www.informativos.telecinco.es/reproductor_video.htm

For celebrity gossip....

TO WORK ON YOUR READING



Select an article which interests you, read it carefully and select at least 10 new pieces of vocabulary to look up. The choice of topic area is limitless. The temptation may be to pick an article on fashion, but you should avoid doing this every week as they are not so easy to understand. It is a good idea to vary the topic area and to choose articles related to the syllabus topics so that you encounter a variety of vocabulary.

www.bbc.co.uk/languages/spanish/news

The best place to start is the BBC's languages web-pages. Choose the "reportajes" link to find articles from the former "Semanario Internet" with a variety of reading exercises. The articles are archived into topic areas that relate to the AS and A level syllabus.

Some of them include audio clips so you can base your listening task on the same topic.

www.elmundo.es

Spanish daily newspaper. The website gives you access to all of the day's news articles.

www.elpais.es

Spanish daily newspaper. The website gives you access to the day's news articles although you may require a subscription to view the majority of the articles in full.

es.news.yahoo.com/

www.abc.es/

On-line Spanish daily news.

www.terra.es

On-line Spanish daily news.

www.donbalon.es/front/

Spanish football website with related articles.

www.hola.com

Spanish celebrity gossip magazine. Subscription required to view some of the articles.

www.marca.es (sport)

www.estrelladigital.es