



Online Safety

Social Media & Cyberbullying



AD ALTIORA



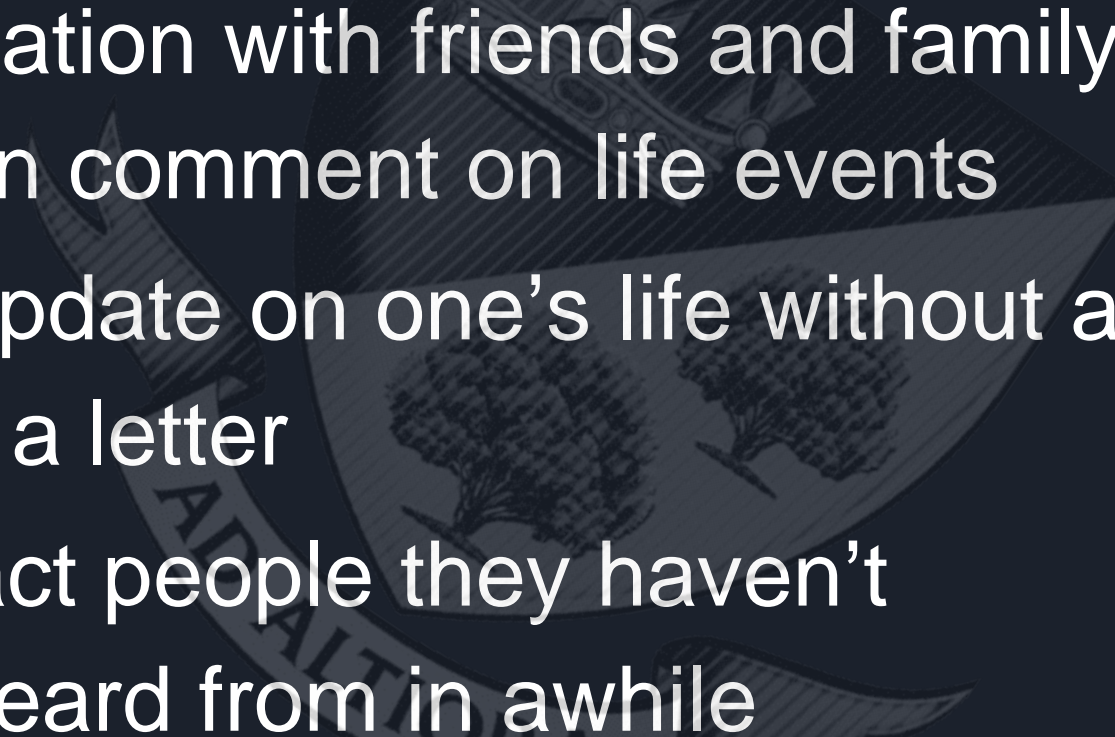
Social Media - It's
amazing right!!!!?

AD ALTIORA






Benefits of Social Media...

1. Communication with friends and family members; can comment on life events
 2. Ways to update on one's life without a phone call or a letter
 3. Can contact people they haven't talked to or heard from in awhile
- 



Benefits of Social Media...

4. Allows for self expression
(Art, music and political ideas)
 5. Helps develop self-identity
 6. Useful as a classroom tool
- 

There are now more ways than ever before to create, edit and share images and videos online.



Did you know ...

1. Images and videos get 8,500 likes and 1,000 comments per second on Instagram
2. 400 million snaps are sent on Snapchat each day
3. On Instagram, photos showing faces are 38% more likely to get 'likes' than photos without faces
4. The equivalent of 110 years of live video is watched on Periscope every day.
5. 300 million photos are uploaded to Facebook every day



Dangers of social Media


Video called - gone too far - cyberbullying


<https://www.childnet.com/resources/pshetoolkit/cyberbullying/gone-too-far?wsource=cl>



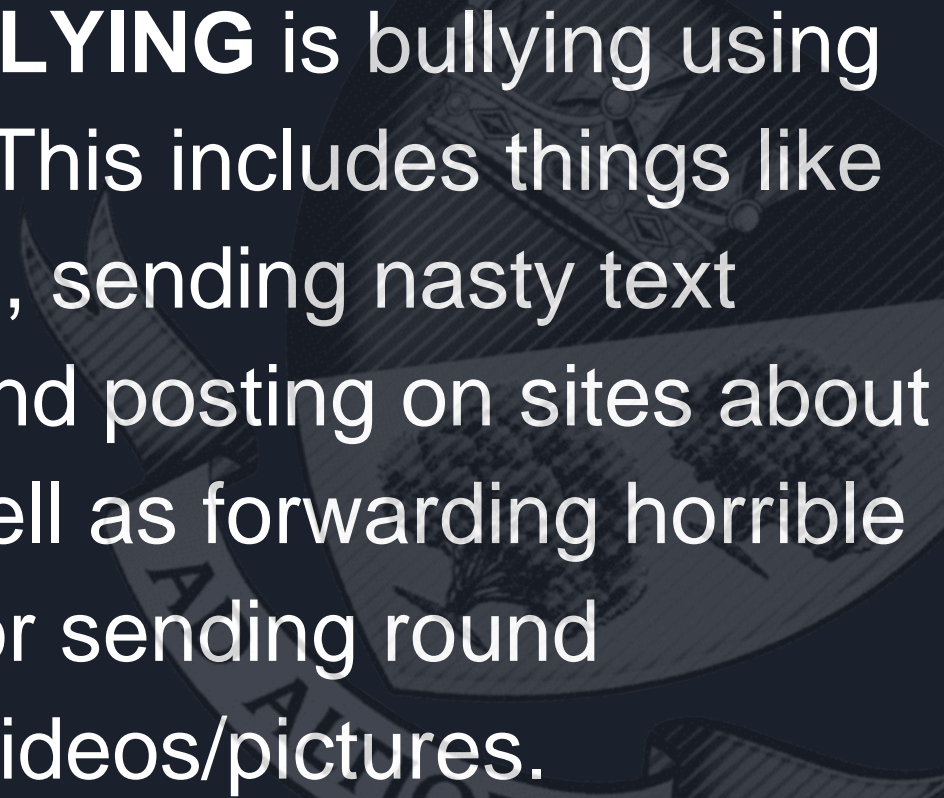


Dangers of Social Media

- Cyberbullying
 - Geolocation
 - Inappropriate content
 - Sexting
 - Online Predators
 - Breaking Laws
- 



CYBERBULLYING is bullying using technology. This includes things like prank calling, sending nasty text messages and posting on sites about people as well as forwarding horrible messages, or sending round humiliating videos/pictures.



Cyberbullying

SOCIAL NETWORKING SITES: Posting hurtful comments on someone's profile, faking profiles, indirect posts.

CHAT: Saying nasty things in chat and instant messaging

GAMING: Ganging up on another player or excluding them

PHONES: Making prank calls, nasty texts and photo messages

VIDEO CALL: Making people do things on video call that upset them

FORUMS AND ANONYMOUS WEBSITES: Ganging up on someone, excluding someone, making hurtful comments



John brown

Open Question

[Show me another »](#)

no friends HELP!!!

I don't understand why no one wants to be my friend, what can I do to make it better??

19 hours ago - 1 week left to answer.

[Report Abuse](#)

[Answer Question](#)



Jenna Summons

Best Answer - Chosen by Voters

HA maybe because you're so boring and such a loser, get used to it johny you have no friends!! hahahaa

19 hours ago - 1 week left to answer.

[Report Abuse](#)

22% 6 Votes

12 people rated this as **good**

11



Interesting! ▾

Email

Save ▾



MatthewRoberts

31 Jul



12 Likes

@MatthewRoberts This girl is so ugly!! Act more like a girl #footballisforboys

Like

Comment



JennyGunsbury

31 Jul



12 Likes

@JennyGunsbury Ha ha I got her! She had no chance, silly girl shouldn't mess with me



Like

Comment




8



Haha she didn't realise I took this 🤩



Fat



Oversharing on Social Media...

Social Burglaries

Posting on social media when you go away could result in burglary

750,000+

Brits reveal their holiday plans in public social media posts in 30 days



Over 760,000 people 'checked in' on Facebook at UK airport locations in 30 days in June/July 2017



663,462 public posts on Twitter mentioned being at a UK airport



Nearly 68,000 Instagram posts were tagged with a UK airport location

The top 10 UK airports for Brits 'checking-in' on Facebook in 30 days*
*30 days (mid June to mid July 2017)

1. Heathrow
2. Gatwick
3. Stansted
4. Birmingham
5. Luton
6. Glasgow
7. Edinburgh
8. Newcastle
9. Bristol
10. East Midlands

What do people share?

- 44% photos of each other
- 28% boarding, runway, planes
- 16% alcohol
- 8% passports
- 6% food
- 5% boarding passes



Social media site safety

Don't post stuff that is very personal – keep information general

Think carefully about posting pictures online – once it's there, anyone can see it or use it

Don't share your passwords – keep your personal information private!

It's not a good idea to add or meet up with anyone you meet online – you don't know who they are!


Try to think carefully before you write things online – people can get the wrong end of the stick

Before you

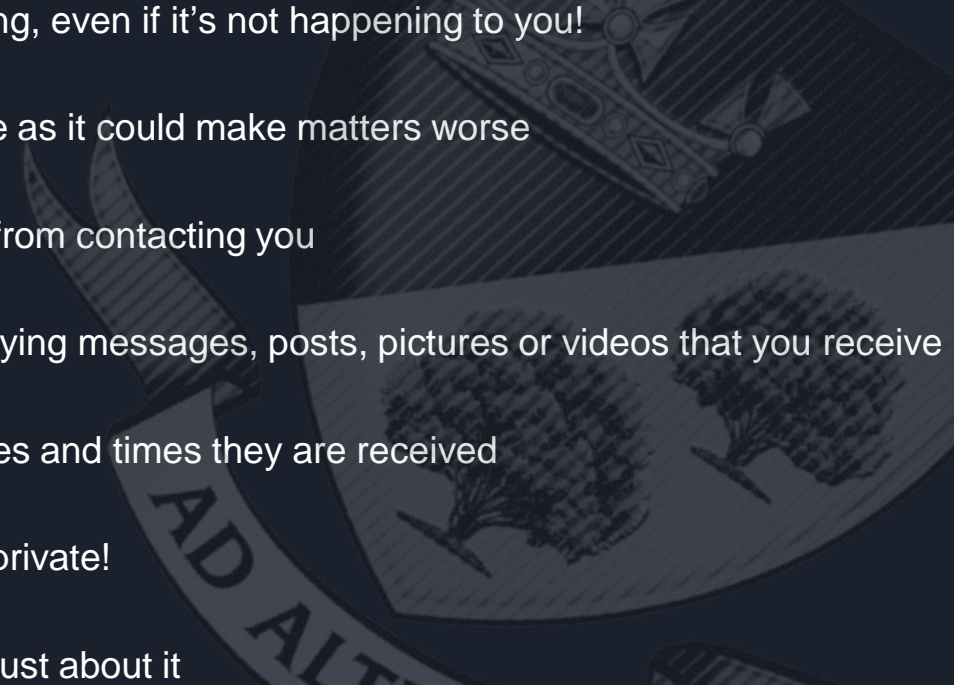


T Is It True?
H Is It Helpful?
I Is It Inspiring?
N Is It Necessary?
K Is It Kind?





What to do if you are concerned ...

1. Report any cyberbullying, even if it's not happening to you!
 1. Never respond/retaliate as it could make matters worse
 1. Block the cyberbullies from contacting you
 1. Save and print any bullying messages, posts, pictures or videos that you receive
 1. Make a note of the dates and times they are received
 1. Keep your passwords private!
 1. Talk to someone you trust about it
- 



Tutorial Worship

<https://www.childnet.com/resources/pshetoolkit/cyberbullying/gone-too-far?wsource=cl>

Rewatch the video from assembly and think about the questions below as you will be discussing these after .

Have a group discussion about the boy who is being bullied, discuss:

- Why did the other boy began to bully him?What was his reasons?
 - How could the situation have been resolved quicker?
 - How did his friends react to the situation?
 - What should of been done when the messages/pictures were posted online?
 - Who could the boy talk to if he was a student at Arden?
- 